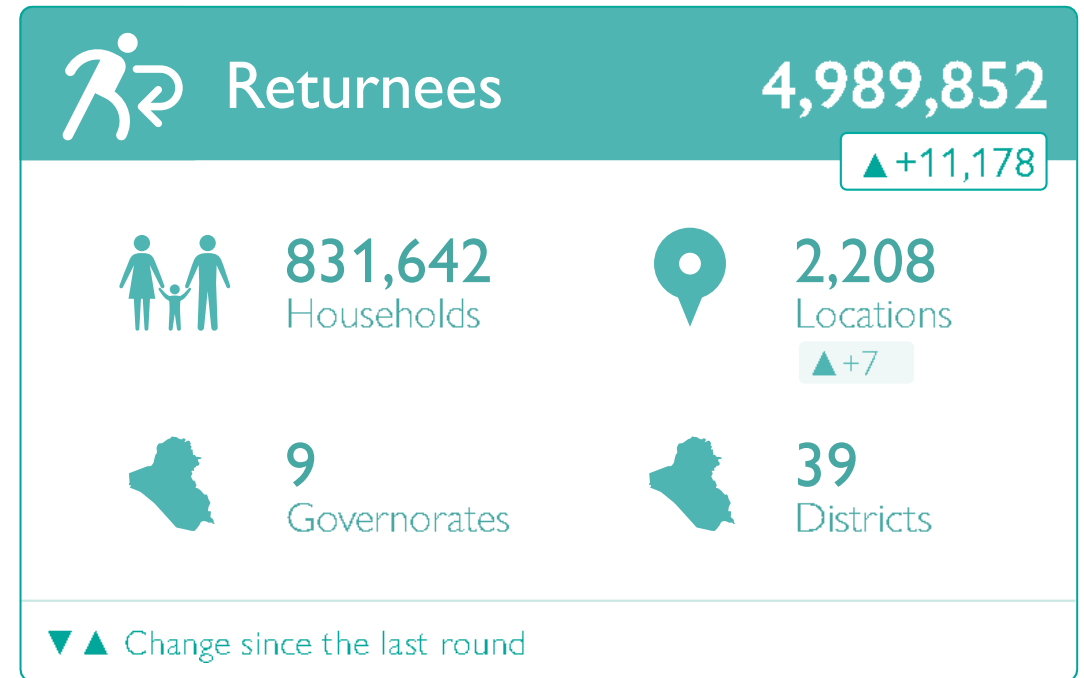





Displacement and Returns Update

Returns Working Group, 31 January 2023

Latest displacement data (Oct – Dec 2022)

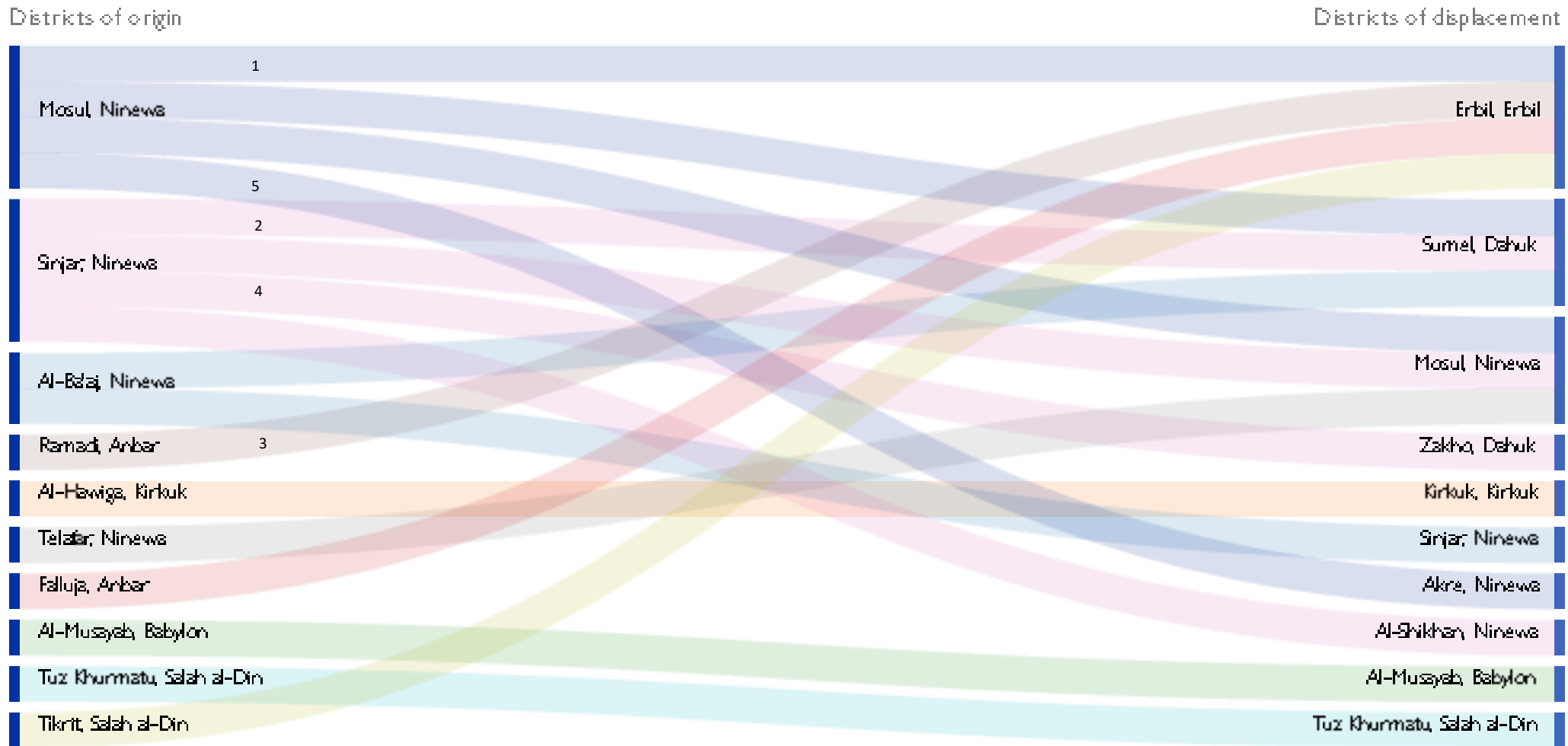


Recent movement trends



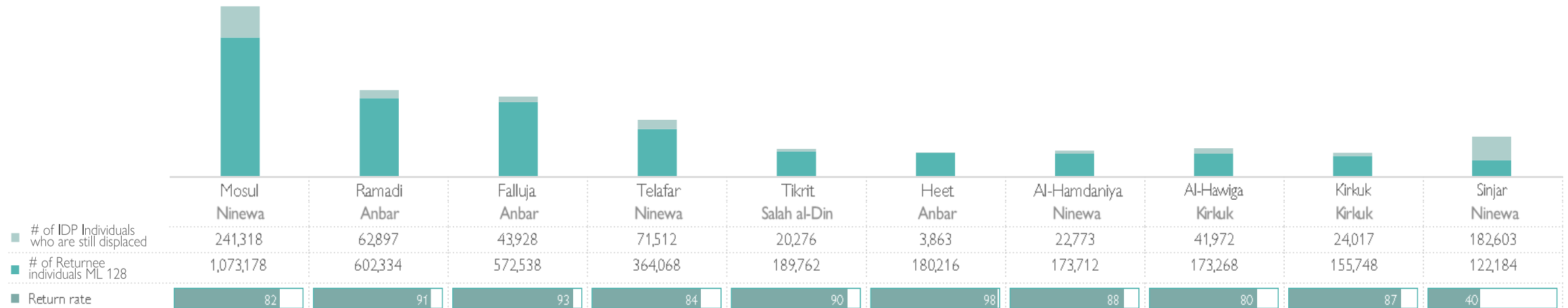
TOP THREE DISTRICTS RECORDING NEW DISPLACEMENT			
District, Governorate	Displaced for the first time	Secondary displacement	Failed returns
Sulaymaniya, Sulaymaniya	84	1,427	60
Sumel, Dahuk	0	477	690
Erbil, Erbil	0	630	0

Top flows between district of origin and displacement



Districts of origin

Rate of return per top 10 districts of origin



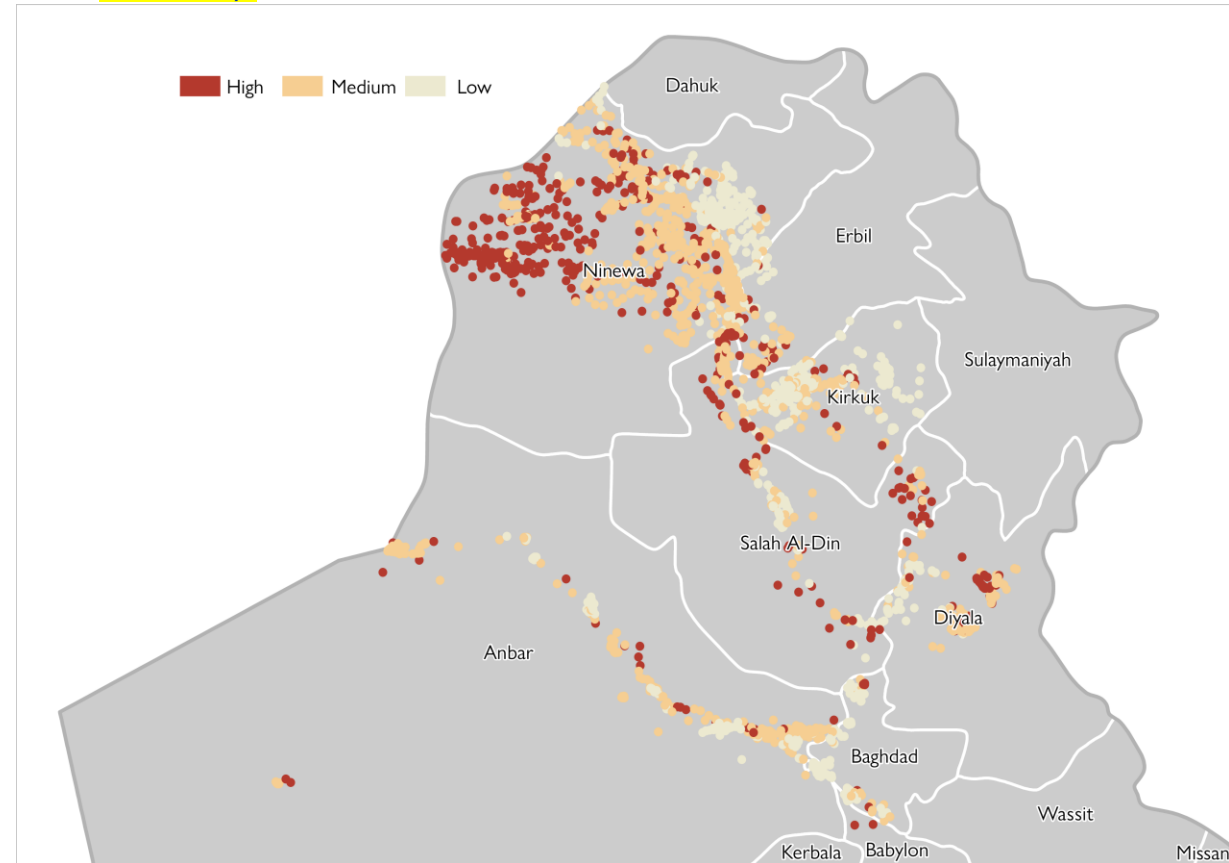
Return Index

Return Index Round 17

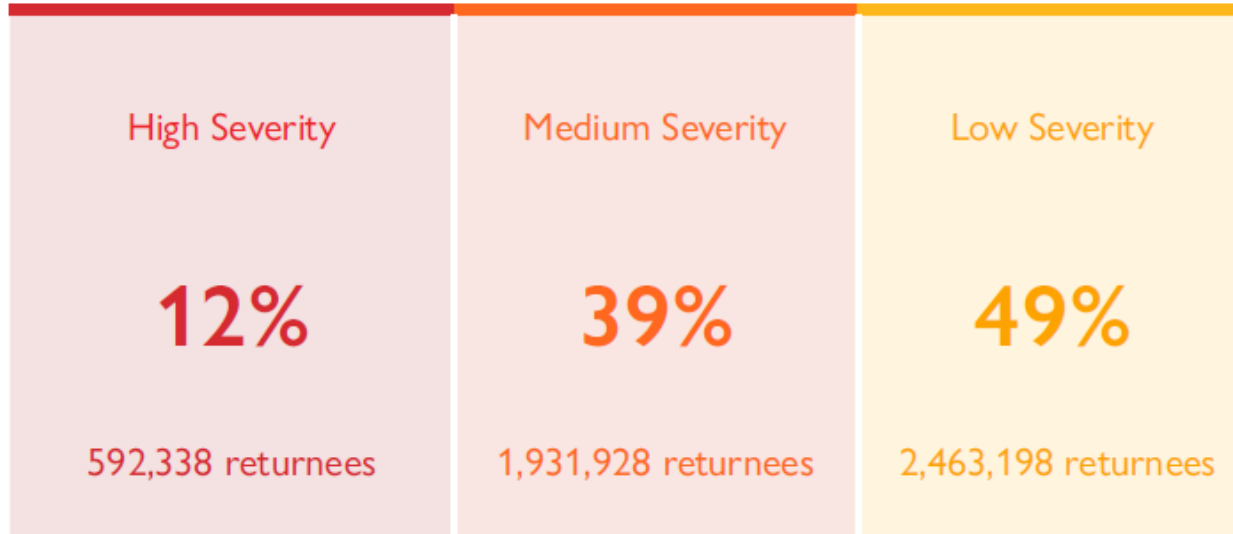


- The Return Index is a tool designed to measure the severity of conditions in locations of return.
- Data collection period: October – December 2022
- Coverage: 9 governorates, 39 districts and 2,198 locations
- Seven additional locations of return were assessed in Round 17

Return locations per category of severity



Overall severity



Governorate	HIGH SEVERITY	
	No. of returnees	No. of locations
Anbar	77,160	21
Babylon	1,860	2
Baghdad	1,440	5
Diyala	38,250	41
Erbil	4,500	15
Kirkuk	2,730	10
Ninewa	257,274	288
Salah al-Din	209,124	81

- 463 locations considered high severity
 - Host 12 per cent of the returnee population (592,338 individuals).
- Decrease of **6,240** returnees living in severe or poor conditions has been observed since last round.

Deterioration of conditions

- Ninewa Governorate

- Telefar District

- Poor security conditions
- Weak recovery of agriculture and business
- Lack of government services
- Insufficient public water supply

- Tilkaif District

- Worsening of agricultural activities
- Poor access to livelihoods
- Harassment at checkpoints

- Al-Ba'aj District

- Significantly limited employment opportunities
- Weak recovery of agriculture and business
- Poor provision of government services
- Insufficient public water supply
- Security challenges

- Babylon Governorate

- Al-Musayab District

- Gained access to two new locations
- 12 areas of no return within district

- Kirkuk Governorate

- Al-Hawiga District

- Reduced water supply linked to low rainfall
- Illegal occupation of private residences by security forces

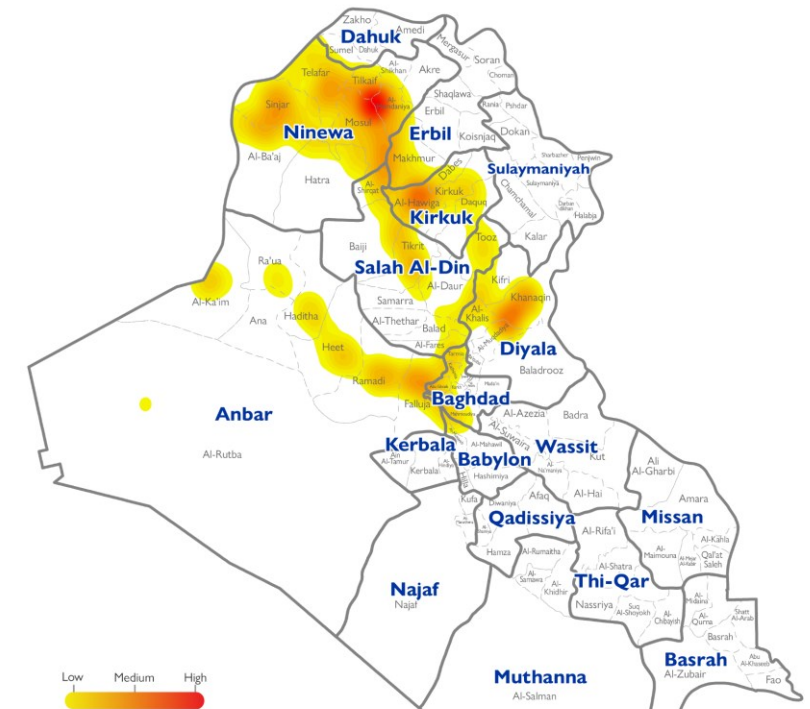
Improvement of conditions

- Anbar Governorate
 - Heet District
 - reconstruction efforts
 - reopening of some small businesses
 - Al-Ka'im District
 - improvements in the water supply
 - Rehabilitation of gas power plant and power network
 - Security concerns remain
- Salah Al-Din Governorate
 - Al-Shirqat District
 - improvements in agricultural activities
 - Main drivers of severity remain unchanged

Hotspots per governorate

Thirty hotspots were identified across five governorates in this round.

SALAH AL-DIN	NINEWA	ANBAR	DIYALA	BABYLON
Al-Daur	Al-Ba'aj	Al-Ka'im	Khanaqin	Al-Musayab
Al-Shirqat	Mosul	Falluja	Kifri	
Baiji	Sinjar	Heet		
Balad	Telafar	Ramadi		
Samarra				
Tuz Khurmatu				



Subdistricts are classified as 'hotspots' if they score highly in terms of severity on at least one of the two scales (either livelihoods and basic services, or safety and social cohesion) or if they score medium in terms of severity but also host relatively large numbers of returnees. In this round, the criteria for selecting hotspots was revised and set to at least 60,000 returnees for a subdistrict in medium category to be considered highly populated and to be included to the list of hotspots.

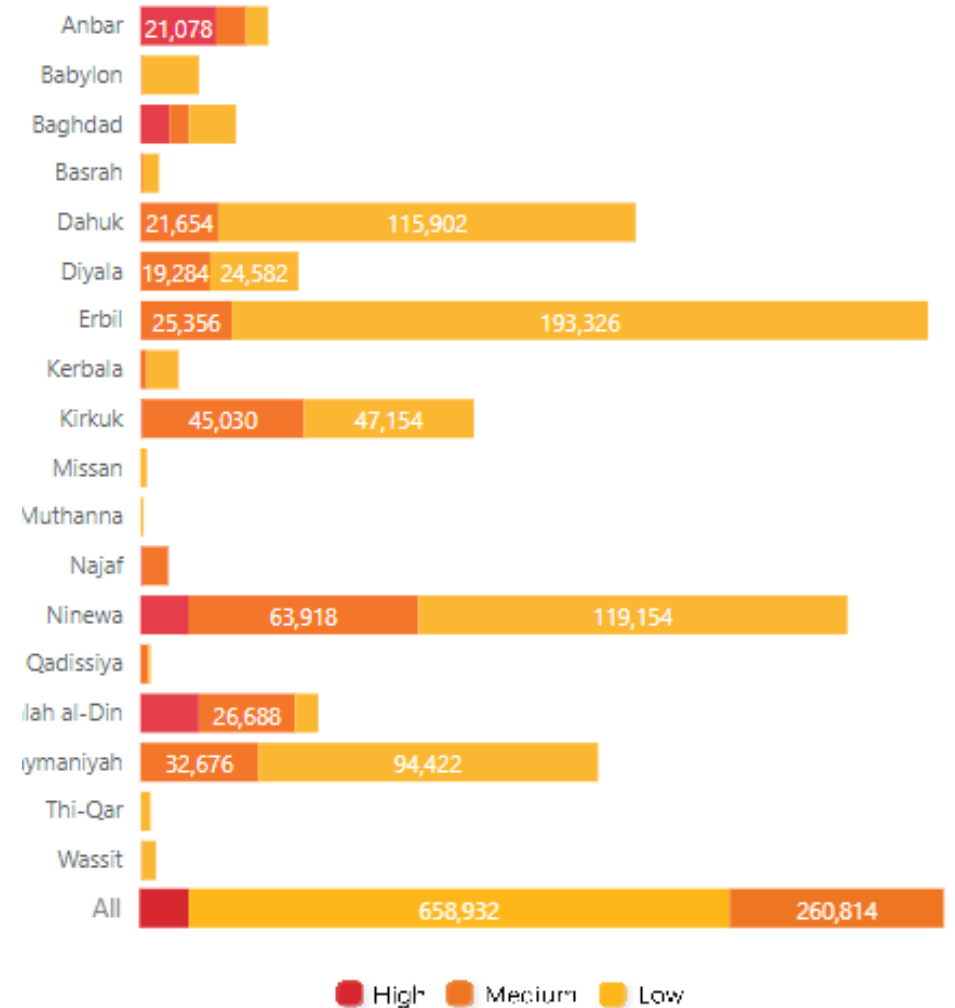
Changes in hotspots

- *Removed from hotspots:*
 - Salah Al-Din Governorate
 - Markaz Tikrit (Tikrit District)
 - improvement in the water and electricity supply
- *Added to hotspots*
 - Babylon Governorate
 - Al-Iskandaria (Al-Musayab District)
 - weak recovery of agriculture and businesses
 - lack of government service provision
 - insufficient public water and electricity supply
 - concerns about violence in the area

Displacement Index

Number of IDPs per category of severity, by governorate of displacement

- Out of the 2,662 displacement locations assessed, 109 present severe conditions hosting 6 per cent of the IDP population or 59,880 individuals. Salah al-Din and Anbar are hosting the highest number of IDPs living in severe conditions, with 21,078 and 16,248 individuals respectively.



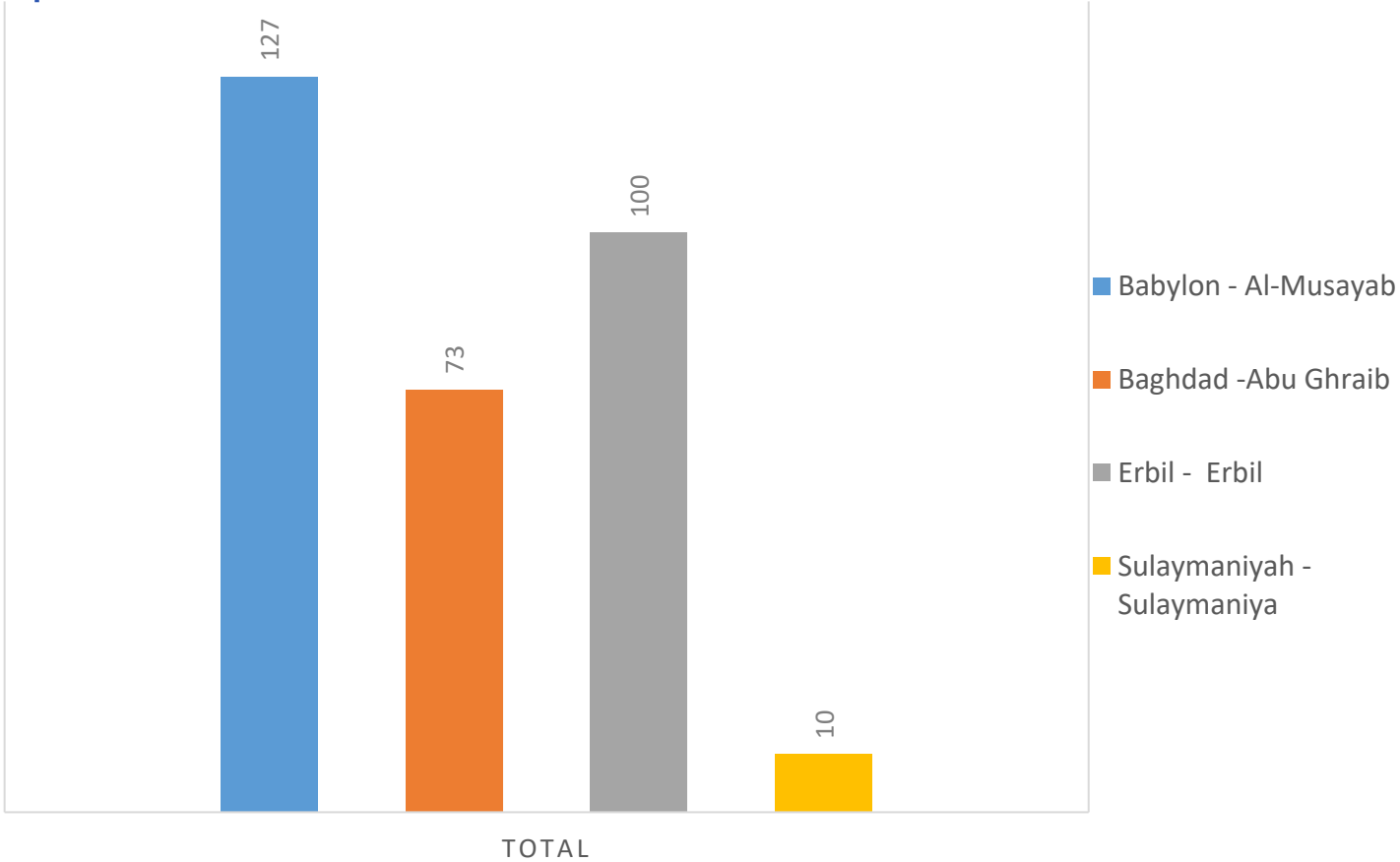
DTM data on Babylon

Babylon - RET



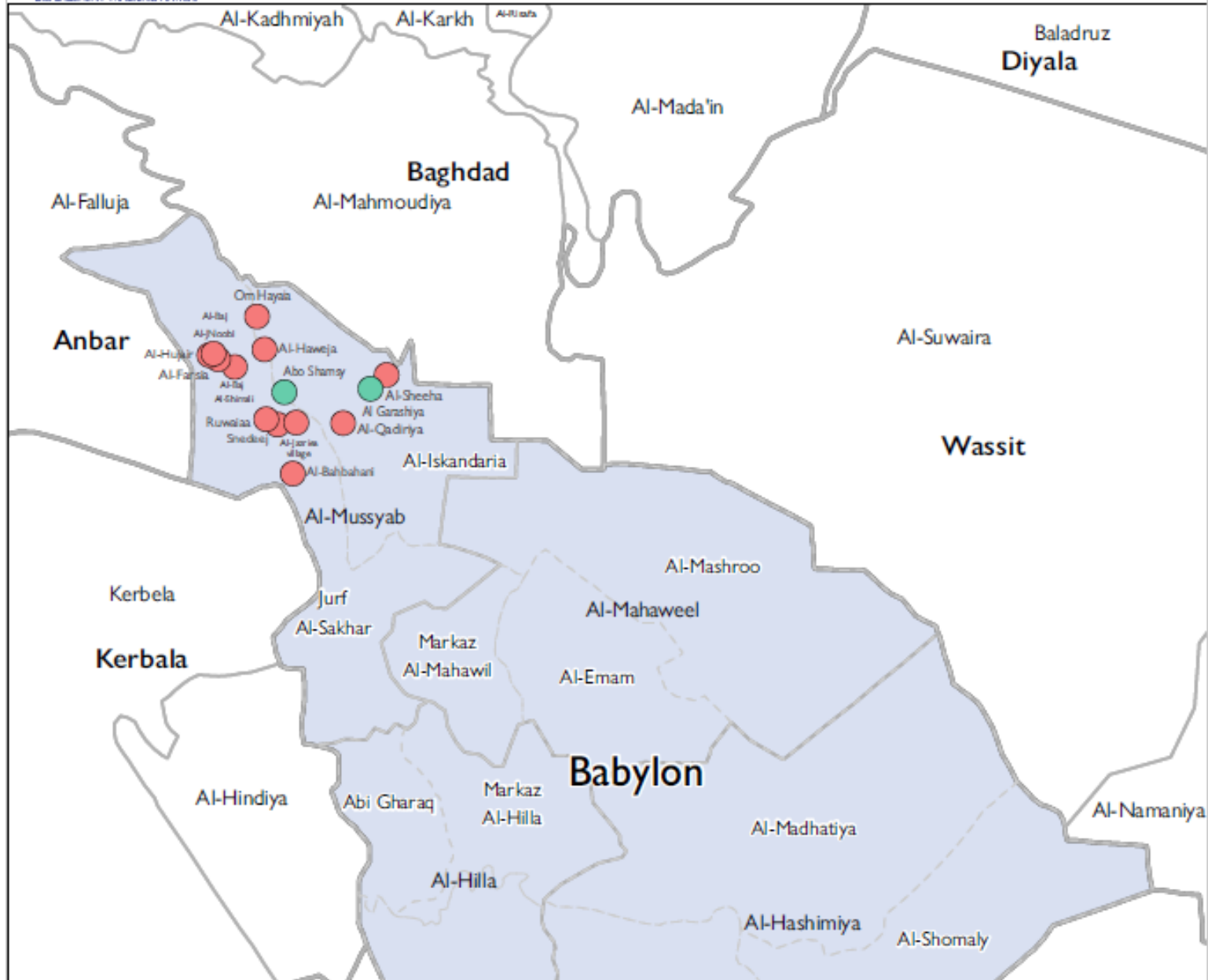
- 2 locations witnessed return in Al-Iskandaria sub-district - Al-Musayab district.
- RART entered the area for the first time in Dec 2022.
- The coordination with the PMF to enter the areas was through self-efforts. There was no support from the local government/ MOMD.
- Total number of returnees are 310 families (1,630 individuals)
- Returns happened between 2015 – 2021, when Badr forces were controlling the area, and no-one has returned since Ali Al-Akbar forces took the lead.
- Shelter types:
 - 77.5% Habitual residence - good condition
 - 22.5% Habitual residence - damaged / destroyed
- The majority are working in agriculture and livestock
- main need : infrastructure.

Returnees - district of last displacement



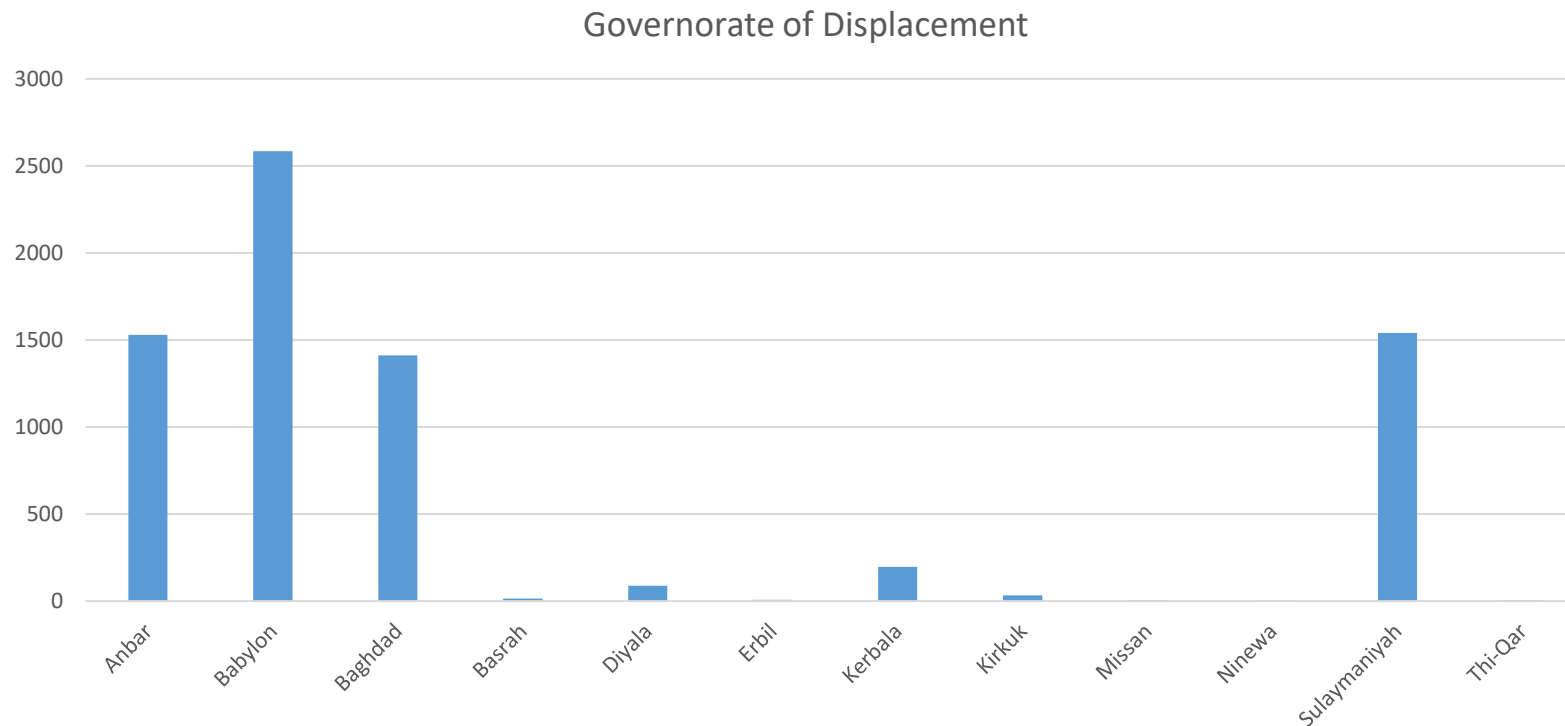
Babylon - RET

- Any person wants to access Al-Iskandariya needs an escort from the residents (stayees/ Ret)
- ICRC is trying to enter the areas as well.
- There are stayees as well – figures will be provided later.
- 12 locations are with No-Return (4 in Al-Iskandaria and 8 in Jurf AL-Sakhar)
- PMF are collaborating with us.
- Security incidents happened recently in Jurf Al-Sakhar.



Babylon - IDPs

- 7424 families
- 3.6% of total IDPs
- District of Origin : 99.5% Al-Musayab
- Distributed over 377 locations of displacements in 12 governorates.



Babylon - IDPs



- The conclusion of the last meeting between deputy governor, the committee returning IDPs in Babylon, MODM and the director of the middle Euphrates operations command of PMU) that was held in Kerbala – Oct 2022, was to start the process of returning the IDPs to AL-Iskandariya.
- the first step was sending a letter from Minister of MOMD to the presidency of the popular mobilization unit for their agreement.
- No Approval from PMU yet.